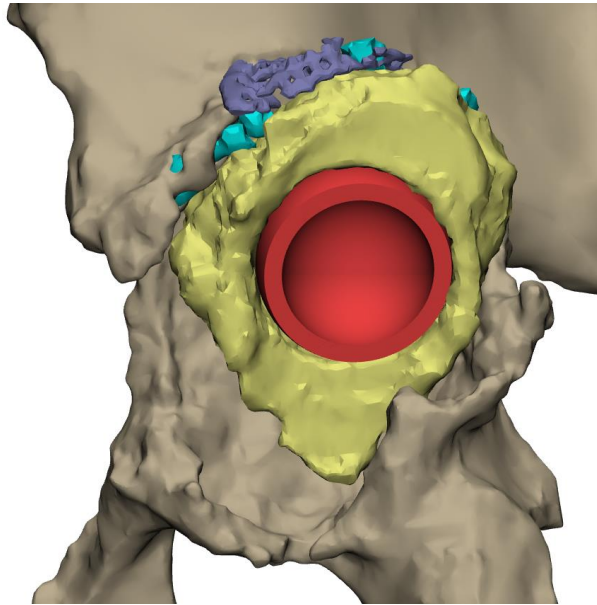



Case No: XXX
Surgeon: Dr. XXX
Hospital: XXX



All components and bonegrafts are assumed to be removed prior to implant insertion.

 Carefully remove this bony volume.
Bone removal volume: 4.2 cm³ (ml).

Reamer Ø: 71 mm



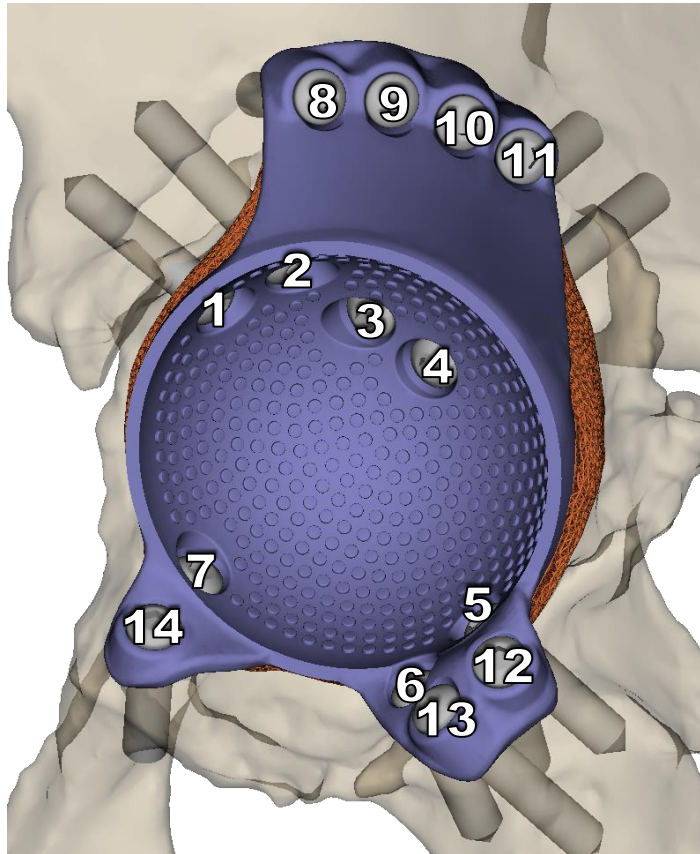
materialise

innovators you can count on

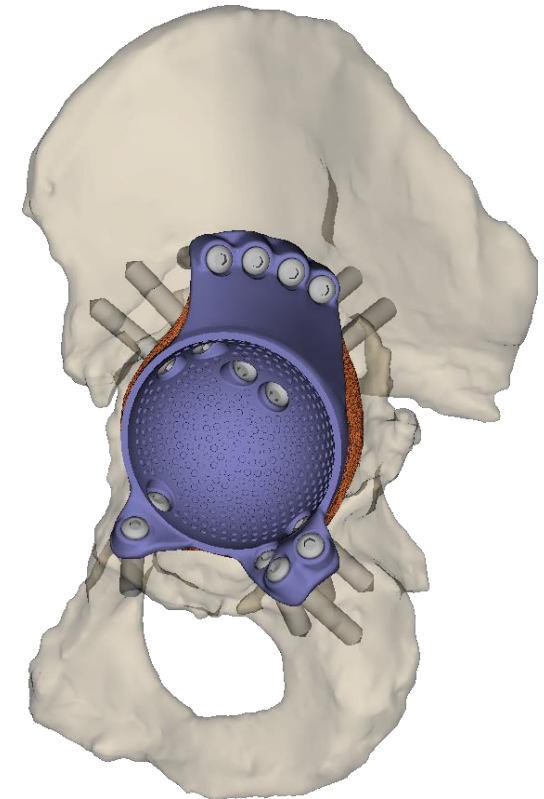
Case No: XXX
Surgeon: Dr. XXX
Hospital: XXX

DEMO

Materialise aMace
Hip Revision



Screw	Length
1	31
2	36
3	60
4	60
5	30
6	30
7	27
8	28
9	26
10	27
11	32
12	36
13	40
14	31



Cemented fixation

Liner Ø: 57 mm

Screw planning



Unicortical

Bicortical

It is recommended to measure and evaluate the proposed screw lengths preoperatively.

Case No: XXX
Surgeon: Dr. XXX
Hospital: XXX

GUIDE 1



Screw	Length
8	28
9	26
10	27
11	32

GUIDE 2



Screw	Length
3	60
4	60
5	30
6	30
12	36
13	40

GUIDE 3



Screw	Length
1	31
2	36
7	27
14	31

Drill bit Ø: 3.2 mm.